



RENO/SPARKS

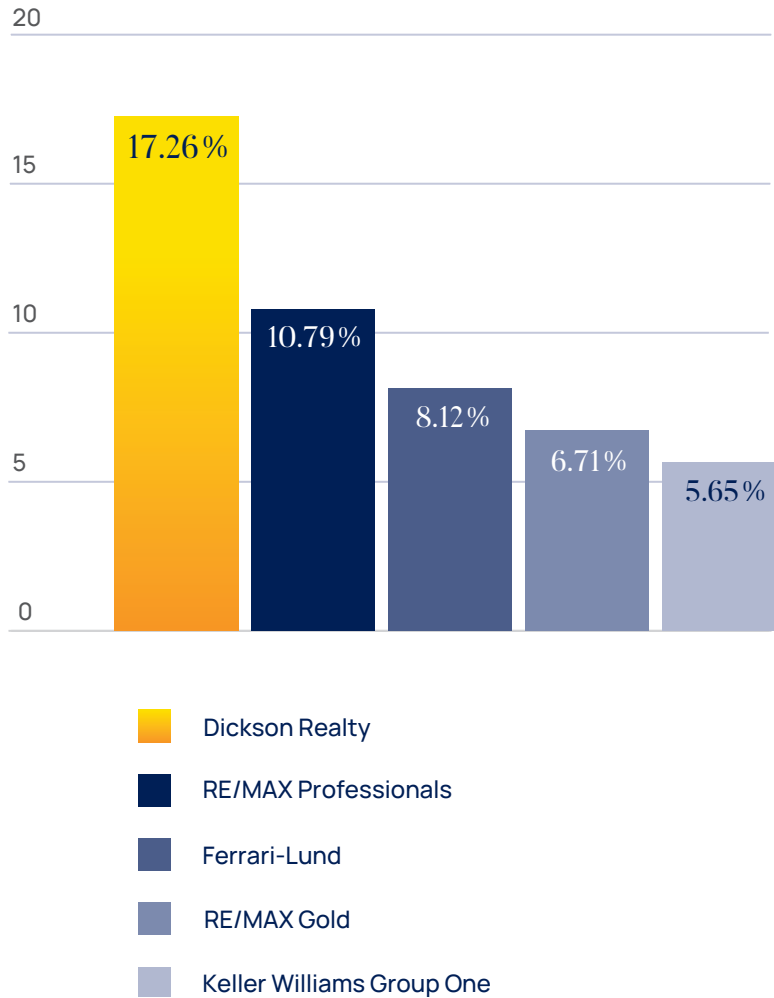
Market Share

4TH QUARTER, 2023

DICKSON
REALTY

Market Share in Reno/Sparks

January 1 to December 31, 2023*

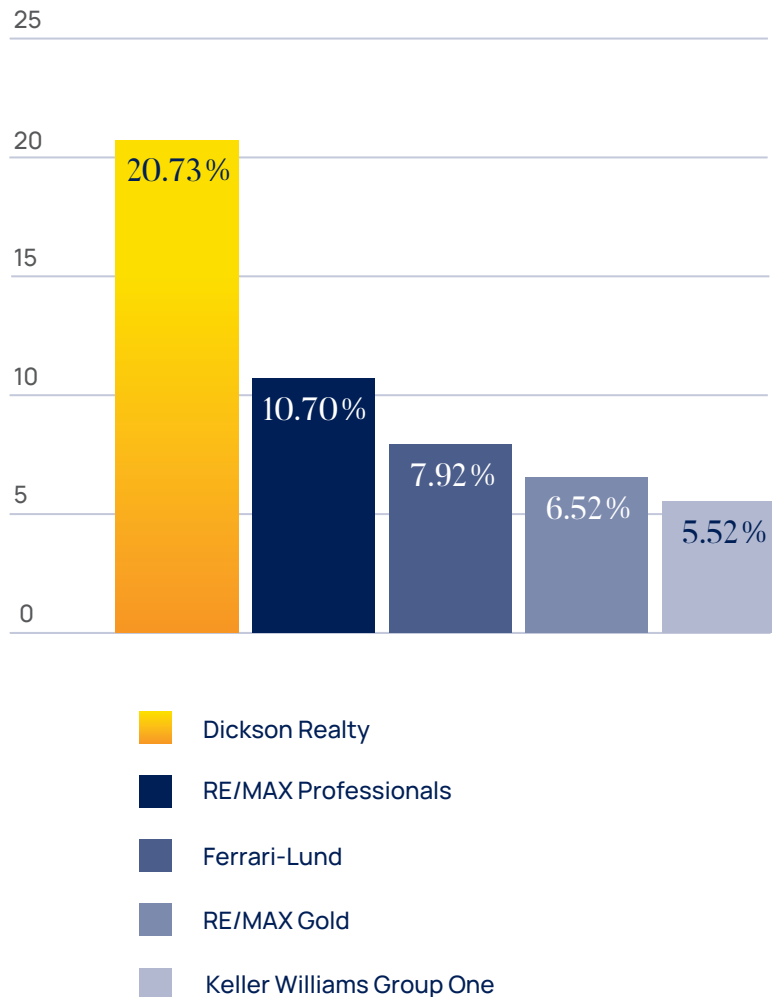


*Total residential sales volume \$6,654,786,691; NNRMLS Area 100.

Source: Northern Nevada Regional Multiple Listing Service (NNRMLS), as of 1/10/2024.

Market Share in Reno/Sparks Over \$500,000

January 1 to December 31, 2023*



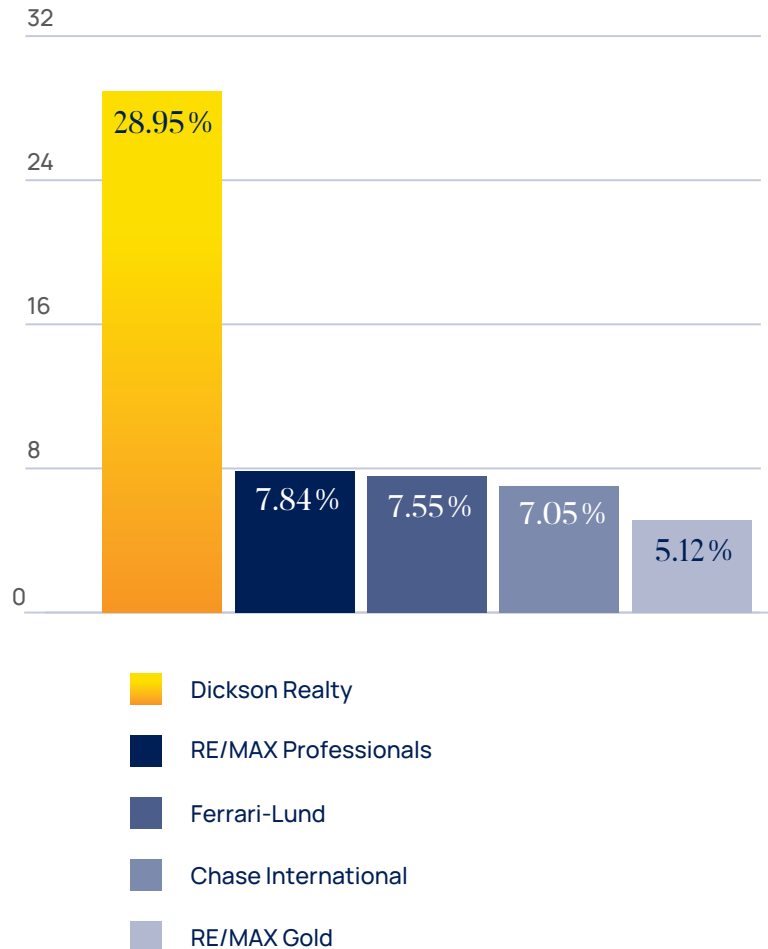
*Total residential sales volume \$4,668,779,080; NNRMLS Area 100.

Source: Northern Nevada Regional Multiple Listing Service (NNRMLS), as of 1/10/2024.

Market Share in Reno/Sparks

Over \$1,000,000

January 1 to December 31, 2023*



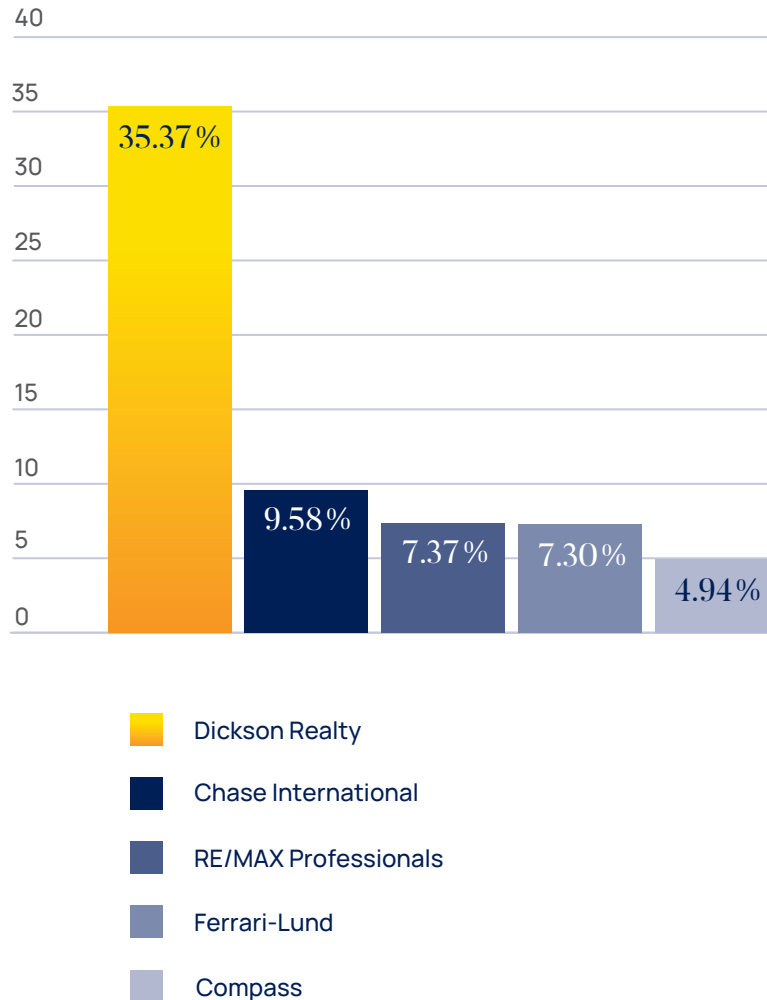
*Total residential sales volume \$1,608,266,594; NNRMLS Area 100.

Source: Northern Nevada Regional Multiple Listing Service (NNRMLS), as of 1/10/2024.

Market Share in Reno/Sparks

Over \$2,000,000

January 1 to December 31, 2023*



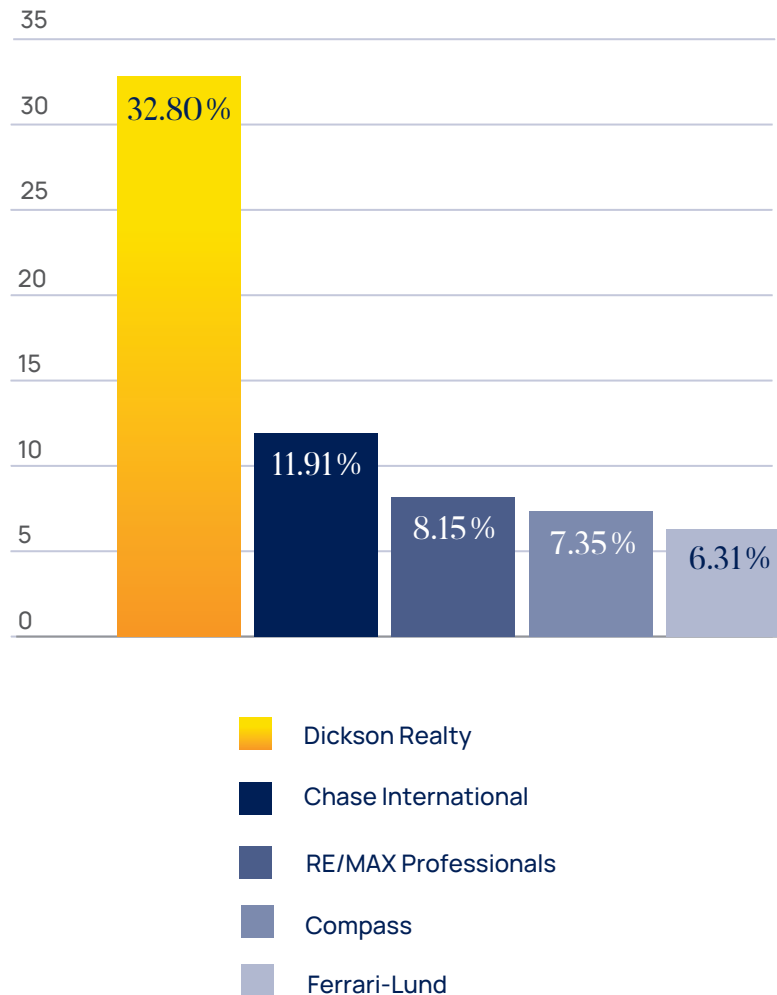
*Total residential sales volume \$575,170,592; NNRMLS Area 100.

Source: Northern Nevada Regional Multiple Listing Service (NNRMLS), as of 1/10/2024.

Market Share in Reno/Sparks

Over \$3,000,000

January 1 to December 31, 2023*



*Total residential sales volume \$262,091,588; NNRMLS Area 100.

Source: Northern Nevada Regional Multiple Listing Service (NNRMLS), as of 1/10/2024.

DICKSON

R E A L T Y

the power of connection



DicksonRealty.com

Downtown Reno
775-324-7000

Caughlin Ranch
775-746-7000

Damonte Ranch
775-850-7000

Somerset
775-746-7222

Montrêux
775-849-9444

Sparks
775-685-8800

Carson City
775-882-6300

Gardnerville
775-882-6300

Incline Village
775-831-6600

Truckee
530-587-7444

Portola
530-832-1700

Northstar
530-562-1140



Like us on Facebook | Follow us on Instagram | Follow us on LinkedIn

info@dicksonrealty.com | NV Lic#: B.0019733CORP