

Q4
2022

ECONOMIC OVERVIEW

CONSTRUCTION
UNEMPLOYMENT



RANDY WALKER

rwalker@dicksoncg.com

775.850.3177 **OFFICE**

775.813.0059 **CELL**

BS.26921 / PM 126921

NORTHERN **NEVADA**

333 Holcomb Ave., Ste. 300 | Reno, Nevada 89502 | **775.850.3100** | dicksoncg.com



CORFAC
INTERNATIONAL








ECONOMIC OVERVIEW


Construction Index






December 2022

Provides historical and current trends for the construction industry in the Reno MSA region.

-1.47% 

	Construction	Commercial	Commercial	Residential	Residential
% Change	Employment	Building Permit Valuation	Building Permits	Building Permit Valuation	Building Permit Units
Month to Month	0.88% 	-9.0% 	0.0%	-5.8% 	-4.0% 

-20.27% 

	Construction	Commercial	Commercial	Residential	Residential
% Change	Employment	Building Permit Valuation	Building Permits	Building Permit Valuation	Building Permit Units
Year to Year	7.2% 	-86.6% 	-40.4% 	-35.0% 	-11.4% 



CONSTRUCTION INDEX

Reno MSA Construction Index declined between November and December 2022, as construction in the region continued to slow compared to record levels of activity in 2017-2019, and late 2020, into 2021.

The index shows a decline of 1.47% between November and December 2022. The index declined by 20.27% compared to the same month in the previous year (December 2021 and 2022). Construction employment in the region increased both compared to previous month's levels and previous year, as existing projects continue to be constructed and those pending due to lack of construction labor are coming to market.

However, future construction activity, as represented by commercial and residential permit numbers and valuation are showing a significant slowdown in the near future. All measures of building permits (with the exception of commercial permits) declined both compared to the previous month and previous year.



WASHOE COUNTY AREA UNEMPLOYMENT

The U.S. Bureau of Labor Statistics Unemployment Rate for Washoe County was 3.4% for December 2022. The Washoe County unemployment rate continued to outpace the 3.5% United States national rate, and 5.2% State of Nevada rate. The unemployment rate for Washoe County in December 2021 was 2.4% reflecting a year over year decline of 1.0%.

The Reno-Sparks MSA's Year-over-year unemployment rate and employment continued to show improvement and signal its growing economy, which ranks 40th nationally.

Washoe County Unemployment Rate continues to outpace the United States and State of Nevada rates, Bloomberg economic models predict a recession by October of 2023, and the State of Nevada revenue exceeds projections by \$1 Billion.